

RECOVER, REMEDIATE, REUSE:

The Untapped Potential of PFAS Soil Remediation

OUR SPEAKER TODAY



EUNAN KELLY

Head of Business Development
Europe at CDE Group



At CDE, we work across two sectors and five strategic regions to pioneer industry-leading, world-changing engineering solutions.

For over 30 years, we have relentlessly innovated and co-created wet processing and waste recycling equipment – completing over 2,000 global projects – and we're only getting started.

Our purpose is **to create our best world, a ton at a time;** empowering our customers to transform over 230 million tonnes of C&D waste into reusable materials for the betterment of people, planet and their bottom lines.



THE SOIL WASHING APPROACH

PFAS Solutions

WASTE HIERARCHY FOR THE CONSTRUCTION / REMEDIATION SECTOR

1
Prevention
Avoiding waste generation
through design, efficient
use of materials

2. Reuse
Using materials or products again
In their current form

3. Recycling
Processing materials to produce new products or materials

4. Recovery
Recovering energy or other resources from waste

5. Disposal
Discarding waste into landfills or incinerators

© CDE 2020



REMEDIATION COMPARISON – AVAILABLE METHODS

Field Deployed Treatment Technology	Suitability to Treatment Scenarios	Treatment Efficacy Versus Treatment Goals	Treatment Efficacy for Different PFAS ¹	Suitability to Soil Properties	Suitability to co-contamination	Potential Impact on Site Operations	Requirement for Ongoing Management	Technology Development / Commercial Availability	Cost in European Market (EUR/m ³)	Durability & Residual Liability	Sustainability - Energy & Chemical Usage, Stakeholder ²
Destructive											
High Temperature Incineration	Low volume / high concentration	Likely to achieve low thresholds	Effective across PFAS class	Significant pre-treatment likely required	Little effect from organics or inorganics	Off-site excavation / backfill only	Minimal	Established but limited availability & capacity	450- 2,000	Good assuming emissions treatment	Highly energy intensive with soil transport
Cement Kiln Incineration	Low volume / high concentration	Likely to achieve low thresholds	Effective across PFAS class	Significant pre-treatment likely required	Cement quality sensitive to co-contamination	Off-site excavation / backfill only	Minimal	Limited availability & capacity ³	100 - 1,000	Good assuming emissions treatment	Highly energy intensive with soil transport
Thermal Desorption	On-site, range of soils	Achieve low thresholds if effective heating	Effective across PFAS class	Disaggregation for cohesive soils	Little effect from organics or inorganics	On-site application requires space & power	Minimal	Established but not for PFAS. Generally available	Incineration > thermal desorption > non-destructive	Good assuming emissions treatment	Highly energy intensive. On-site or off-site
Smouldering Combustion	On-site, range of soils	Achieve low thresholds if effective heating	Effective across PFAS class	Disaggregation / amendment cohesive soils	Organic co-contamination beneficial as fuel	On-site application requires space	Minimal	No full scale, available via limited vendors	Incineration > smouldering > non-destructive	Good assuming emissions treatment	Requires surrogate fuel
Non-Destructive											
Soil Washing	Wide range of scenarios	High % reduction maybe not most stringent thresholds	Broadly effective across PFAS class	Less suited to cohesive soils and concrete	Generally manageable, may increase cost / complexity	On-site application requires space	Minimal following validation of any reused material	Most track record for PFAS. Generally available	25-160	Good - need suitable material reuse & fines management	Lower energy inputs. Can reuse sands & gravels
Stabilisation / Solidification	Wide range of scenarios incl. waste pre-treatment	High % reduction maybe not most stringent thresholds	Less effective immobilisation of short chain PFAS	Suitable to most soil types and concrete	May require pre-treatment, gross organic impacts challenging	Long-term management of stabilised soil	May require long-term monitoring	Several full-scale projects. Widely available	35-113 (Reagent dependant)	Increasing evidence of durability. Liability held.	Lower energy inputs. Can reuse materials
Pathway Management											
Landfilling	Wide range of scenarios	Rapid removal of source provided delineated	Effective across PFAS class	Suitable to most soil types and wastes	Generally manageable, may increase cost	Off-site excavation / backfill only	Minimal	Availability is very country specific	Country specific	Option to -pre-treat. Needs leachate management.	Transfer not treatment. Transport & resource cost.
Engineered Containment	Long-term access	Rapid isolation of source provided delineated	Effective across PFAS class	Suitable to most soil types and some wastes	Generally manageable, may increase cost / complexity	Long-term management / space for contained soil	Long-term monitoring and maintenance	Widely available	Life - cycle costs very high but spread over time	Long-term management and liability for contained soil	Less energy / reagents but containment not treatment.

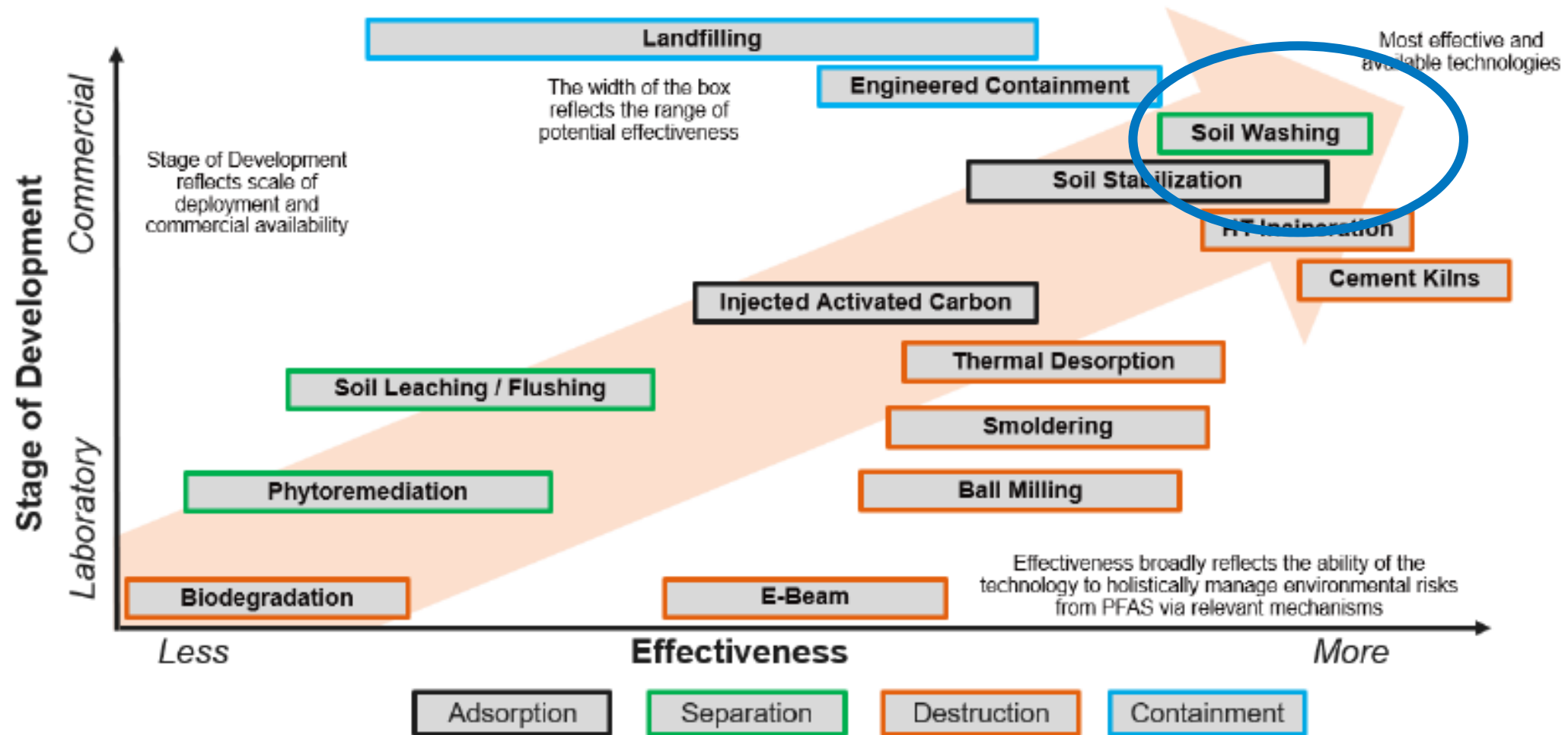
Source: Concawe Special Task Force on Soil and Groundwater – European Research Body

REMEDIATION COMPARISON – DEVELOPMENT METHODS

Innovative Treatment Technology	Suitability to Treatment Scenarios	Treatment Efficacy Versus Treatment Goals	Treatment Efficacy for Different PFAS ¹	Suitability to Soil Properties	Suitability to co-contamination	Potential Impact on Site Operations	Requirement for Ongoing Management	Technology Development / Commercial Availability	Cost in European Market (EUR/m3)	Durability & Residual Liability	Sustainability - Energy & Chemical Usage, Stakeholder ²
Destructive											
Ball Milling / Mechano-chemical	Low volume / high concentration	Potential to achieve low thresholds but variable results	Likely effective for wide range of individual PFAS. Limited data on byproducts	Significant pre-treatment likely required.	Limited data	Modular on-site application requires some space	Minimal. Treated soil likely requires reconditioning.	Field scale pilots completed. Units commercially available	69 - 630	Good assuming complete destruction achieved	Energy intensive with reagents potentially required. On site application limits transport.
High Energy Electron Beam	Low volume / high concentration	Limited data. Data suggests 78-99.5% destruction	No assessment of fluoride or byproducts to date	Significant pre-treatment likely required	Limited data. Appears suitable for hydrocarbon co-contamination	Containerised on-site application requires some space	Minimal. Treated soil likely requires reconditioning.	Laboratory assessment only to date	~357	Good assuming complete destruction achieved	Limited data.
Bio degradation	Theoretically high volume / low concentration. Low risk scenarios.	Slow kinetics and incomplete degradation observed to date	Limited assessment of precursors or byproducts. Assumed low efficacy.	Limited data	Limited data. Hydrocarbons may affect degradation products.	If technology developed to be effective, likely low impact	Long timeframes with associated monitoring	Laboratory assessment only to date	No data available	Dependant of performance. Liability held for long periods until complete	If advanced to be effective, likely sustainable and low impact
Non-Destructive											
Phyto remediation	Shallow contamination, low risk scenarios	Species / habitat dependant. Slow uptake. Not suited to stringent goals	More suited to shorter chain PFAS.	Soil / habitat must be suitable for desired plant species	Limited data. Potential biodegradation of organic co-contamination	On-site application requires large areas and long timeframes. Limits end use	Long timeframes with associated monitoring and harvesting of plants	Laboratory and limited field application only to date	No data available	Dependant of performance. Liability held for long periods until complete	Requires treatment of harvested plants which likely involves incineration.
In Situ Flushing	Wide range of scenarios, in-situ or ex-situ	Likely not suited to stringent goals. Reagents may enhance efficacy	Long chain and certain charged PFAS may be less well leached	Limited by soil permeability and heterogeneity.	Limited data. Soluble co-contamination likely also amenable.	Requires leachate containment system. Ex-situ requires space	Minimal	Laboratory and limited field application only to date	Estimated upper range of typical pump and treat cost	Dependant on level of reductions achieved	Lower energy inputs. Some minor reagent use.

Source: Concawe Special Task Force on Soil and Groundwater – European Research Body

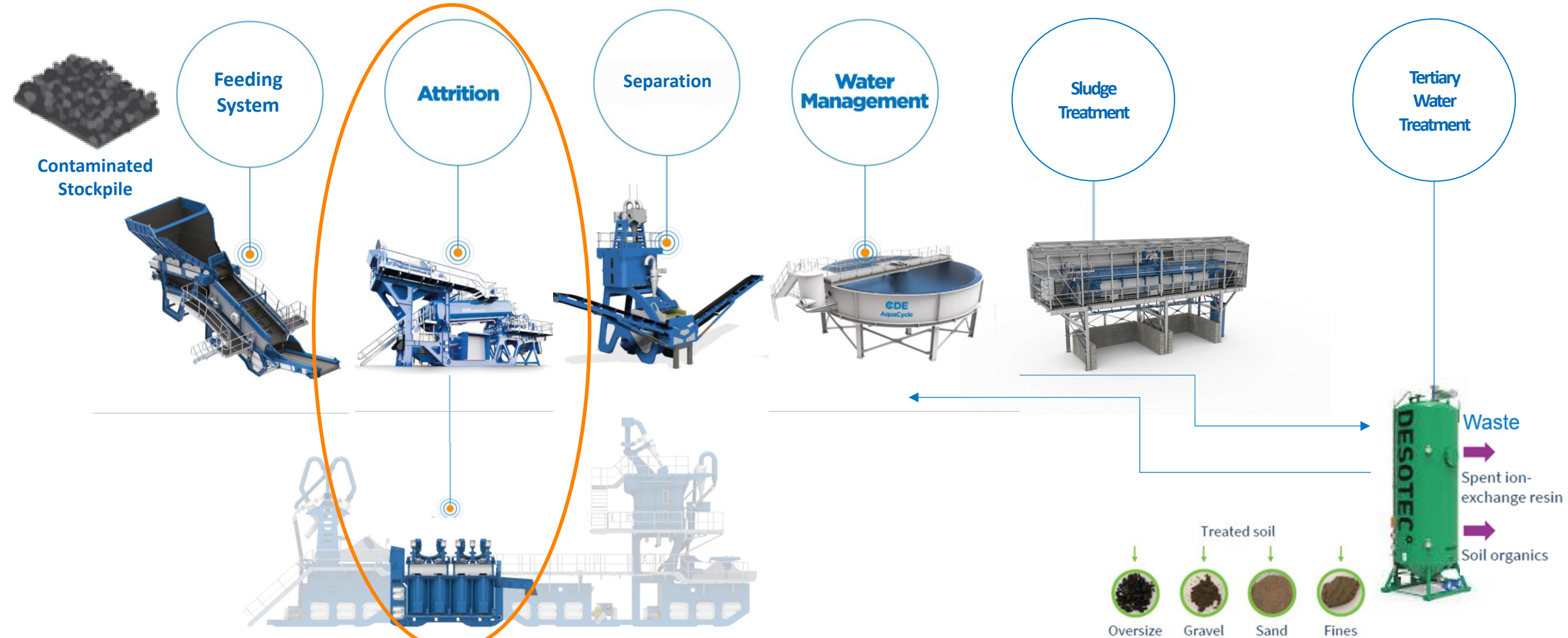
REMEDIALTION OPTIONS



SOIL WASHING SOLUTION

What's next?

HOW SOIL WASHING WORKS



PFAS WASHING SOLUTION

- **Integrated systems**
- **Soil washing technology combined with water recycling**
- **Advanced water treatment to clean contaminated soils**
- **Produce a range of valuable outputs**



PFAS Washing Solution

Toughest on materials

Industry-leading durable primary feeding and screening system designed to deal with and prepare the most difficult materials.




PFAS Washing Solution



Toughest on materials
Industry-leading durable primary feeding and screening system designed to deal with and prepare the most difficult materials.

Optimum material scrubbing
Efficient removal of contaminants from your material feed ensures the production of consistently graded material on both large (AggMax logwasher) and fine (ShearClean attrition cells) particles.

PFAS Washing Solution




Toughest on materials
Industry-leading durable primary feeding and screening system designed to deal with and prepare the most difficult materials.

Optimum material scrubbing
Efficient removal of contaminants from your material feed ensures the production of consistently graded material on both large (AggMax logwasher) and fine (ShearClean attrition cells) particles.

Silt removal
Cyclones remove silt and minus 63microns material liberated by the attrition scrubbers while preparing a concentrated material feed for the classifier tanks.

PFAS Washing Solution



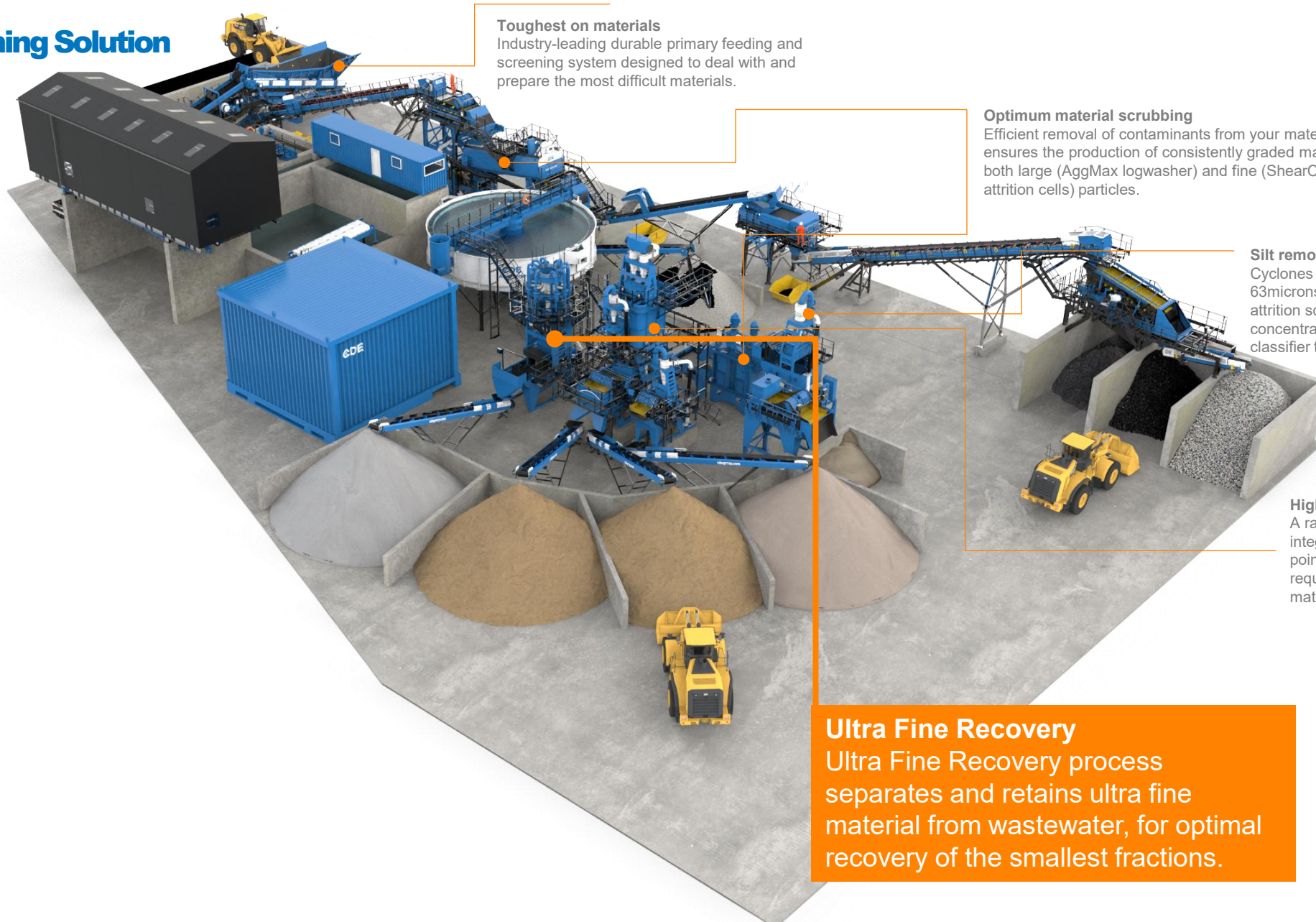
Toughest on materials
Industry-leading durable primary feeding and screening system designed to deal with and prepare the most difficult materials.

Optimum material scrubbing
Efficient removal of contaminants from your material feed ensures the production of consistently graded material on both large (AggMax logwasher) and fine (ShearClean attrition cells) particles.

Silt removal
Cyclones remove silt and minus 63microns material liberated by the attrition scrubbers while preparing a concentrated material feed for the classifier tanks.

High separation precision
A range of CFCU's can be integrated to allow custom cut points to suit the operation's requirements, ensuring efficient material separation by density.

PFAS Washing Solution



Toughest on materials
Industry-leading durable primary feeding and screening system designed to deal with and prepare the most difficult materials.

Optimum material scrubbing
Efficient removal of contaminants from your material feed ensures the production of consistently graded material on both large (AggMax logwasher) and fine (ShearClean attrition cells) particles.

Silt removal
Cyclones remove silt and minus 63microns material liberated by the attrition scrubbers while preparing a concentrated material feed for the classifier tanks.

High separation precision
A range of CFCU's can be integrated to allow custom cut points to suit the operation's requirements, ensuring efficient material separation by density.

Ultra Fine Recovery
Ultra Fine Recovery process separates and retains ultra fine material from wastewater, for optimal recovery of the smallest fractions.

PFAS Washing Solution



Toughest on materials
Industry-leading durable primary feeding and screening system designed to deal with and prepare the most difficult materials.

Optimum material scrubbing
Efficient removal of contaminants from your material feed ensures the production of consistently graded material on both large (AggMax logwasher) and fine (ShearClean attrition cells) particles.

Silt removal
Cyclones remove silt and minus 63microns material liberated by the attrition scrubbers while preparing a concentrated material feed for the classifier tanks.

High separation precision
A range of CFCU's can be integrated to allow custom cut points to suit the operation's requirements, ensuring efficient material separation by density.

Ultra Fine Recovery
Ultra Fine Recovery process separates and retains ultra fine material from wastewater, for optimal recovery of the smallest fractions.

Water treatment

Works in tandem with soil washing to manage the complexity of PFAS-contaminated sites. Contaminated particles transferred into the water are then treated using physical-chemical systems so that clean water can be reused in the washing process.

PFAS Washing Solution



Toughest on materials
Industry-leading durable primary feeding and screening system designed to deal with and prepare the most difficult materials.

Optimum material scrubbing
Efficient removal of contaminants from your material feed ensures the production of consistently graded material on both large (AggMax logwasher) and fine (ShearClean attrition cells) particles.

Silt removal
Cyclones remove silt and minus 63microns material liberated by the attrition scrubbers while preparing a concentrated material feed for the classifier tanks.

High separation precision
A range of CFCU's can be integrated to allow custom cut points to suit the operation's requirements, ensuring efficient material separation by density.

Ultra Fine Recovery
Ultra Fine Recovery process separates and retains ultra fine material from wastewater, for optimal recovery of the smallest fractions.

Modular and versatile
Various options available, tailored to each site's unique conditions, ensuring optimal contamination removal performance and maximum material recovery.

Water treatment
Works in tandem with soil washing to manage the complexity of PFAS-contaminated sites. Contaminated particles transferred into the water are then treated using physical-chemical systems so that clean water can be reused in the washing process.

PFAS Washing Solution

Modular and versatile
Various options available, tailored to each site's unique conditions, ensuring optimal contamination removal performance and maximum material recovery.

Effective and available
Physical separation process removes PFAS particles from the soil, reducing contamination levels below regulatory thresholds while enabling 70–80% material recovery.

Water treatment
Works in tandem with soil washing to manage the complexity of PFAS-contaminated sites. Contaminated particles transferred into the water are then treated using physical-chemical systems so that clean water can be reused in the washing process.

Toughest on materials
Industry-leading durable primary feeding and screening system designed to deal with and prepare the most difficult materials.

Optimum material scrubbing
Efficient removal of contaminants from your material feed ensures the production of consistently graded material on both large (AggMax logwasher) and fine (ShearClean attrition cells) particles.

Silt removal
Cyclones remove silt and minus 63microns material liberated by the attrition scrubbers while preparing a concentrated material feed for the classifier tanks.

High separation precision
A range of CFCU's can be integrated to allow custom cut points to suit the operation's requirements, ensuring efficient material separation by density.

Ultra Fine Recovery
Ultra Fine Recovery process separates and retains ultra fine material from wastewater, for optimal recovery of the smallest fractions.

PFAS Washing Solution

Modular and versatile

Various options available, tailored to each site's unique conditions, ensuring optimal contamination removal performance and maximum material recovery.

Effective and available

Physical separation process removes PFAS particles from the soil, reducing contamination levels below regulatory thresholds while enabling 70–80% material recovery.

Toughest on materials

Industry-leading durable primary feeding and screening system designed to deal with and prepare the most difficult materials.

Optimum material scrubbing

Efficient removal of contaminants from your material feed ensures the production of consistently graded material on both large (AggMax logwasher) and fine (ShearClean attrition cells) particles.

Silt removal

Cyclones remove silt and minus 63microns material liberated by the attrition scrubbers while preparing a concentrated material feed for the classifier tanks.

High separation precision

A range of CFCU's can be integrated to allow custom cut points to suit the operation's requirements, ensuring efficient material separation by density.

Water treatment

Works in tandem with soil washing to manage the complexity of PFAS-contaminated sites. Contaminated particles transferred into the water are then treated using physical-chemical systems so that clean water can be reused in the washing process.

Ultra Fine Recovery

Ultra Fine Recovery process separates and retains ultra fine material from wastewater, for optimal recovery of the smallest fractions.

HOW SOIL WASHING WORKS / TREATMENT PROCESS

Experiences gathered from other applications within the wider industry

Concrete Sand Specification (Europe)

MBV – target is 1.4g/ 100g

e.g. CDE French Projects – 0.08g / 100g

FRAC

Turbidity - $\leq 250\text{FNU} - 100\text{FNU}$

MBV - $\leq 1.0\text{g} / 100\text{g}$


Crush Resistance = 350-700 bar

Glass Sand

Uniform particle size – 150-650 μm

SiO₂ - +95%

Fe₂O₃ - <0.030%



PFAS WASHING RESULTS

Norway / Sweden / Switzerland /
Belgium / Australia

Feed Material ≤ 60µg / kg

+2mm Aggregates = <1µg / kg

0-2mm Sand = <3µg / kg

0-0.200µm = 3-5µg / kg

0-0.063µm Filter Cake = 20 - 30µg / kg

Feed Material ≤ 100µg / kg

+2mm Aggregates = <1µg / kg

0-2mm Sand = <3µg / kg

0-0.200µm = 3-5µg / kg

0-0.063µm Filter Cake = 30 - 40µg / kg

Stoff	Enhet	Steinliveien 0-2	0-2 Steinliveien
Arsen (As)	mg/kg TS	5,7	5,2
Bly (Pb)	mg/kg TS	21	30
Kadmium (Cd)	mg/kg TS	< 0,20	< 0,20
Kvikksølv (Hg)	mg/kg TS	0,024	0,029
Kobber (Cu)	mg/kg TS	21	35
Sink (Zn)	mg/kg TS	77	74
Krom (Cr)	mg/kg TS	22	25
Nikkel (Ni)	mg/kg TS	28	31
Alifater C5-C6	mg/kg TS	< 7,0	< 7,0
Alifater >C6-C8	mg/kg TS	< 7,0	< 7,0
Alifater >C8-C10	mg/kg TS	< 3,0	< 3,0
Alifater >C10-C12	mg/kg TS	< 5,0	< 5,0
Alifater >C12-C16	mg/kg TS	< 5,0	< 5,0
Alifater >C16-C35	mg/kg TS	13	12
Alifater >C12-C35	mg/kg TS	13	12
Alifater C5-C35	mg/kg TS	13	12
THC >C5-C8	mg/kg TS	< 5,0	< 5,0
THC >C8-C10	mg/kg TS	< 5,0	< 5,0
THC >C10-C12	mg/kg TS	< 5,0	< 5,0
THC >C12-C16	mg/kg TS	< 5,0	< 5,0
THC >C16-C35	mg/kg TS	120	100
Sum THC (>C5-C35)	mg/kg TS	120	100
SUM THC (>C12-C35)	mg/kg TS	120	100
PCB 28	mg/kg TS	< 0,0015	< 0,0015
PCB 52	mg/kg TS	< 0,0015	< 0,0015
PCB 101	mg/kg TS	< 0,0015	< 0,0015
PCB 118	mg/kg TS	< 0,0015	< 0,0015

Tilstandsklasser for forurenset grunn

	Ikke detektert
	Tilstandsklasse 1
	Tilstandsklasse 2
	Tilstandsklasse 3
	Tilstandsklasse 4
	Tilstandsklasse 5
	Over klasse 5
	Under normverdi
	Over normverdi
*	Konsentrasjoner overstiger grenseverdier for inert avfall

CERTIFICATIONS

- Many countries extensively repurpose excavation waste / inert soils / muck away into high-quality construction materials, mitigating **sand scarcity** whilst avoiding **unnecessary emissions**.
- Early adopter sites in Australia and Belgium are now **repurposing** once contaminated PFAS soils into **valuable construction aggregates**.
- Leading recycling wash plant projects process materials that continually meet **international concrete sand and other construction product standards**.

DA Mattsson	Sweden	CD&E	250tph
Posillico	USA	Contaminated Soils	250tph
Brewster's	Scotland	CD&E	250tph
Tom Wilhelmssen	Norway	CD&E	250tph
Thompsons	Scotland	CD&E	250tph
Hercal	Spain	CD&E	250tph
Malcolm's	Scotland	CD&E	200tph
Rutura	USA	CD&E	200tph
Hardford	USA	Contaminated Soils	200tph
Sodextra	France	Contaminated Soils	200tph
AF Gruppen	Norway	Contaminated Soils	200tph
AF Gruppen	Norway	Contaminated Soils	150tph
Pellichet	France	CD&E	150tph
Val'deau Mat	France	CD&E	200tph
Spieess	France	CD&E	
SRC	England	CD&E	150tph
Repurpose It	Australia	Rail Ballast	150tph
SRC	England	CD&E	150tph
SRC	England	CD&E	100tph
Sheehan's	England	Contaminated Soils	100tph
Wiltshire Concrete	England	CD&E	100tph
Lingenheld	France	Contaminated Soils	100tph
Gerschwiler	Switzerland	CD&E	100tph
Adriansson	Sweden	CD&E	100tph
Chambers	England	CD&E	100tph
FEES	Germany	Contaminated Soils	100tph
TECO NAAN	Israel	CDW	100tph
Gaskells	England	CD&E	100tph
Poullard	France	CD&E	100tph
ACC Eurovia	France	Contaminated Soils	100tph
Better Grow	Australia	Contaminated Soils	100tph
Brockelbank	England	CD&E	80tph
SRC	England	Contaminated Soils	80tph
JCK	Isle of Man	CD&E	80tph



1. Varetypens unike identifikasjonskode	For tilsig til bruk i bygg- og anleggsarbeid og vegbygging.
2. Tilstøtt bruksområde	For tilsig 04 mm.
3. Produsent	Velde Miljø AS, Norestatveien 284, 4200 Sandness
4. Annet representant	Ikke relevant
5. System eller systemer for vurdering og verifikasjon av byggevarers ytelser	System 4.
6. Harmonisert produktstandard	NS-EN 1242:2002 + A1:2007+NA:2009
Takst(e) i kontrollplan	System 4

7. Angitte ytelser:

Vesentlige egenskaper	Ytelser	
Tilslagsstørrelse	0-4	
Gradering	0-85 - G/T-20	
Korrosivitet	2,65 - 0,02 Mg/m ³	
Finstoffinnhold	/	
Følgende stoffer	Ikke påvist	
Kornkurve (Gjennomsnitt i masseprosent)	Grenser i masseprosent	Gjennomsnitt i masseprosent
ISO-Sift	100 %	100 %
1,0 mm.	98 - 100 %	99 %
1,6 mm.	85 - 99 %	92 %
2,0 mm.	40 - 90 %	75 %
2,5 mm.	40 - 75 %	57,5 %
3,15 mm.	25 - 55 %	40 %
4,0 mm.	15 - 35 %	25 %
5,0 mm.	5 - 15 %	11,5 %
6,3 mm.	0 - 5 %	2,5 %

8. Bruk av henholdsvis teknisk dokumentasjon og/eller spesifikke tekniske dokumentasjon:

Ytelser for denne byggevarer, som er anført ovenfor, er i overensstemmelse med de angitte ytelser. Denne ytelserklæringen er utarbeidet i overensstemmelse med forordning (EU) nr. 305/2011 under ansvar av produsenten, som er anført ovenfor.

Underkrevet for produsenten og på dennes vegne av:

PUSHING THE BOUNDARIES

What's next?

HOW DO WE DO BETTER?

- Environmental regulations are tightening
- Urban redevelopment, land reclamation
- Sustainable construction



Ongoing R&D and future developments:

- Goal: 100% material recovery
- Mobile solutions



Q&A

THANK YOU FOR YOUR ATTENTION! DON'T HESITATE TO GET IN TOUCH.

Eunan Kelly - Head of Business Development Europe

E. ekelly@cdegroupp.com

T. +44 (0)7714 270 372